



Academic Advising Steps for current 7th graders/rising 8th graders

Step 1:

1. Students will watch an academic advising lesson during Panther Time
2. Students will receive their course selection sheet from their Panther Time teacher at the end of the video






Academic Advising
Steps for current
7th graders/rising
8th graders



Step 2:

1. Students will bring course selection sheet home to share information with parent/guardian
2. Students will use resources, such as Panther Pathways, found on the RCMS academic Advising site and Schoology to complete course selection sheet







Academic Advising Steps for current 7th graders/rising 8th graders

Step 3:

1. Students will return their course selection sheet (SIGNED by a parent/guardian) to Student Services



Academic Advising Steps for current 7th graders/rising 8th graders

Step 4:

1. Students will meet as a class with their counselors during their science to input course requests into StudentVue
2. Students will meet individually with their counselor to review and lock their requests in StudentVue